



460Wh Capacity Portable Power Packs For Camping

Our Product Introduction

Basic Information

- Place of Origin: China
- Brand Name: XWELL
- Certification: UN38.3, MSDS, UL, CB, BIS, PSE, GB4943.1 safety standard, CE, FCC, ROHS, battery UN38.3, MSDS, UL, CB, BIS, PSE
- Model Number: XW-600W-01
- Minimum Order Quantity: 1 pcs
- Packaging Details: Carton
- Delivery Time: 7-10 working days
- Payment Terms: L/C, D/A, D/P, T/T, Western Union, MoneyGram
- Supply Ability: 5000 pcs per month



Product Specification

- Model: XW-600W-01
- Payment: T/T
- Capacity: 460Wh
- TYPE-C2: 100w Output
- Input: DC5521 12-24V-5Am, PD 100W
- Output: 600W
- DC Input: PD 100W
- Type-C Output: PD 100W Output
- Batteries: LiFePO4 Battery / 3400mAh
- LCD Display: Battery Percentage And Battery Column Display
- Highlight: **Camping Power Packs,
Camping Portable Power Packs,
Best Portable Power Packs**

Product Description

Best Portable Power Packs For Camping

recent years, the rise of portable battery chargers or power banks has meant that heading into the great outdoors no longer means going off-grid. And being able to keep your devices charged even when you're miles from the mains has some undeniable benefits. After all, a functioning phone can be a lifesaver in an emergency. We've tested ten of the best portable power banks and solar chargers for [backpacking](#) in a range of sizes and capacities. So whether you're after a small, lightweight pocket pal or a rugged, heavy-duty hero, there should be something for you. This group test also includes three solar-powered chargers. These offer an alternative solution to the perennial power problem for adventurers planning to spend multiple days in the wilderness.

Q1: What devices can the Explorer 300 power?

A: The Explorer 300 can charge/power devices that operate at less than 300 watts and the total wattage of all connected devices should also be under 300 watts as well. If the power requirement exceeds this limit, the Explorer 300 will automatically shut off. Please check your device's specifications before making a purchase.

Q2: How can I know the working time for my device?

A: You can calculate the working time using the formula: Working time = 300Wh*0.85/operating power of your device. For example, if the power consumption of your device is 60W, the estimated working time would be approximately 4.3 hours. Please note that actual power consumption may vary based on different usage scenarios.

Q3: How long does it take to fully charge the Explorer 300 power station?

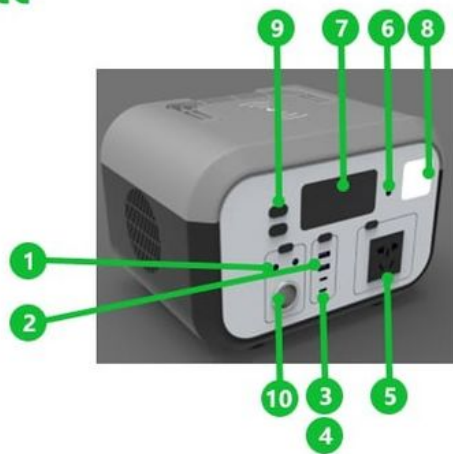
The Explorer 300 can be fully charged in approximately 4 hours via AC wall outlet. Alternatively, you have two other recharge options: around 4.5 hours from a car port and around 5.5 hours from a Jackery SolarSaga 100W solar panel (sold separately).

Specification

Category	Project	Specifications
INPUT	DC input	DC5521 12-24V-5A
	DC input	PD 100W
AC OUT 220V	AC output voltage	1 port, AC220V±5%
	AC output power	600W
	AC output over power protection	650W Approximately
	AC output waveform	pure sine wave
	AC output peak	1200W Peak maintenance time <50ms
	frequency	50Hz
USB output port	USB1 output	QC3.0 MAX 18 W 12V / 1.5A ; SCP maximum output power: maximum 22.5W
	USB2 output	QC3.0 MAX 18 W 12V / 1.5A ; SCP maximum output power: maximum 22.5W
	TYPE-C1 output	PD / QC3.0 MAX 30W 12V/2.5A
DC12V output	DC1 DC2 output	12V / 10A MAX
TYPE-C output/input		PD 100W output
	TYPE-C2	
Batteries	type	LiFePO4 battery / 3400mAh
	capacity	23.8Ah (6S7P)
	power	460Wh
	cycle life	1000+ times
Charging parameters		DC 12-24V / 5A
charging time	5 - 6H	Charge from 0% to 100% (automatic cut-off)
Full voltage	21.9V ±0.1V	The voltage when the battery is charged to the automatic cut-off
LCD display	Display power;charging, stop charging status	Battery percentage and battery column display
	DC, AC, inverter status	The display shows
boot static		<10W
Protective function		Short circuit, overload, over temperature, over voltage, over current, under voltage, etc.
over temperature protection	over temperature protection	≥85
	over temperature recovery	≤70

Front pannel

XWELL



1 DC12V/10A(DC5521) × 2

2 USB QC3.0 × 2

3 TYPE-C1 30W × 1

4 TYPE-C2 PD100W I/O × 1

5 AC output 220V/600W × 1

6 DC5521 12-24V/5A × 1

7 Display screen × 1

8 LED light × 1

9 Switch × 5

10 Car charger × 1

Product accessories


Product Accessories



OUTDOOR POWER SUPPLY



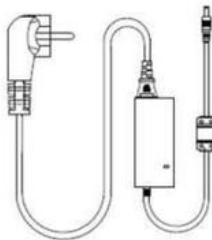
Car Cigarette Charging Cable



DC5521 to 5225



Solar Charging Cable



AC ADAPTER






TypeC CABLE



USER MANUAL
WARRANTY CARD

Usage time for common devices

USAGE TIME FOR COMMON DEVICES

 DESKTOP(300W) 1.5h	 TV(80W) 5.5h	 PRINTER(250W) 1.5h
 PROJECTOR(200W) 2h	 LAMP(10W) 46h	 LAPTOP(50W) 9h
 CAMERA(20W) 23 times	 CELLPHONE(10W) 48 times	 UAV(18W) 26 times
 FAN(50W) 9h	 CAR FRIDGE(65W) 5-10h	 SPEAKER(20W) 23h

The use time data is for reference only.
Different equipment and use methods will lead different usage times.

features

- 1.The depth of discharge (DoD) refers to the amount of battery capacity that is used before recharging.
- 2.Lithium-ion batteries typically have a higher DoD than lead-acid batteries, which means they can be discharged further without damaging the battery.
- 3.Battery Safety: Portable power station batteries can be dangerous if not handled properly. Look for a model that has built-in safety features like overcharge protection, short-circuit protection
4. low-voltage protection to prevent damage to the battery and your devices.

GUANGDONG XWELL TECHNOLOGY CO., LTD.

XWELL is a professional manufacturer with factory, which produce all kinds of high quality lithium batteries as customers' requirements and designs.

Our products have already exported to many places all over the world.

This is a team which not only master advanced science and technology but also full of passion and energy.

We are trying best to provide you high quality products as well as the sincere services.

Looking forward to cooprating with you, and welcome to visit our factory.



XWELL GUANGDONG XWELL TECHNOLOGY CO., LTD.

+86 18620492985

sales@esslithiumbattery.com

esslithiumbattery.com

Room 322, Building 3, No. 801, Qiaoxing Avenue, Xiaoluo Village, Shatou Street, Panyu District, Guangzhou, China